

USER SATISFACTION WITH ADEQUACY OF LIBRARY COLLECTION IN MM ENGINEERING COLLEGE LIBRARY

Dr. Kaushal Chauhan

Librarian, MM University, Mullana-Ambala, Haryana

Abstract- This has been evaluating the user's satisfaction of MM Engineering college library collection. In this study mostly respondents are satisfied with the collection of books in the library. This study reports the result of fifty faculty of MM Engineering College Library.

Keyword- Library Collection; User Satisfaction; Engineering College Library.

1. Introduction

Development, Organization and management of a collection are essential for satisfying users need in all types of libraries. Library should give primary importance to the text book of student's along with other reference material. There is a great need for Reference book collection and other documents as per suggestions made by the lecturers. Students primarily approach the library for prescribed texts in the course syllabus. Higher education institutions also comprise mainly the reference books and relevant Journals. So Libraries should give importance to its collection of Text books, Reference Books and Journals.

2. Objectives

1. To find out suggestion of the users with the adequacy of the collection of Text books in the library
2. To find out suggestion of the users with the adequacy of the collection of Reference books in the library
3. To find out whether journals and news papers subscribed by the library are adequate

3. Methodology

The questionnaire method was adopted for this paper. The questionnaire consist open questions was personally distributed and fifty questionnaire were received properly. The collected data was analyzed both quantitatively and qualitatively by the faculty satisfaction at MMEC Library collection.

4. Data Analysis

Table 1: Gender wise Respondents

Gender	Response Received
Male	38
Female	12
Total	50

Table one shows that 76% respondent studied was male and 24% only were females. It is clear that majority of the male respondents are responded in this regard.

Table 2: Category wise Distribution of Respondents

Academic Status	No. of Respondents	Percentage
Professors	3	6%
Associate Professors	22	44%
Assistant Professors	12	24%
Lecturers	13	26%
Total	50	100%

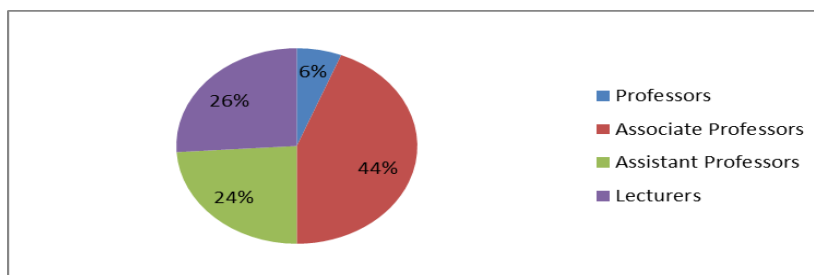


Fig. 1: Category wise Distribution of Respondents

Table 2 shows that maximum responses 22 (44%) were received from Associate Professors followed by lecturer and Assistant Professors.

Table 3: How many times do you visit the library?

Library visit	No. of Respondents
Every day	4
2-3 times in week	21
Once in a week	14
2-3 times in Month	8
Once in a Month	3
Once in semester	0

The above table shows that 42% users visit library 2-3 times in a week followed by 28% in a week.

Table 4: Purpose of visiting library:

News Paper	21
Books Journals & Magazines	41
E-Journal	25
Any others	1

Note: Respondent could choose more than one

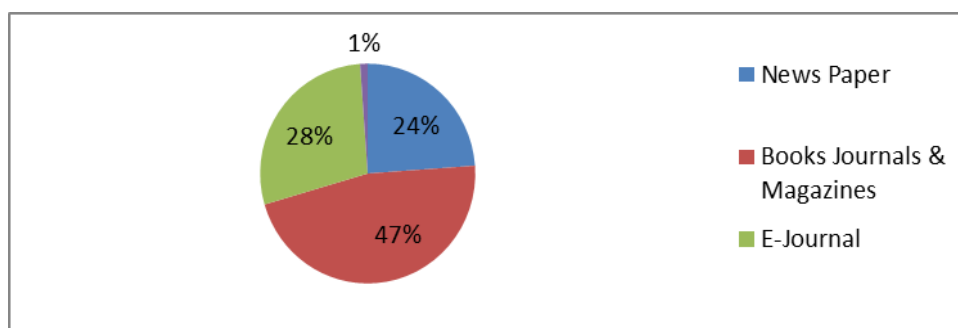


Fig.2: Purpose of visiting library

This table reveals the purpose of visiting college library. This shows that 47 % users visit the library for books, Journals & magazines followed by 28% E-Journals.

Table 5: Are you satisfied with library automation?

Satisfaction with Library Automation	No. of Respondents
Yes	47
No	3
Total	50

The above table satisfaction with library automation shows that Maximum 94% Respondent are satisfied with library automation. It is very good sign for MMEC library.

Table 6: Satisfaction of Accessing E-Journals:

Level	Response Received	Percentage
Highly Satisfied	3	6%
Satisfied	23	46%
Average	20	40%
Not Satisfied	05	10%
Total	50	100%

The above table furnishes the satisfaction level on e-Journals. It is observed that majority 46% respondents are satisfied with e-Journals provided by MMEC Library.

Table 7: Are you satisfied with Library Reprographic Service (Photostat):

Library Reprographic Service	No of Respondents
Yes	36
No	14
Total	50

The Table No 7 library reprographic Service shows that maximum 72% Respondents are satisfied with reprographic service and 28% are not satisfied.

Table 8: Your satisfaction with adequacy of collection:

Satisfaction with adequacy of collection	No of Respondents	Percentage
Text book collection	35	36%
Reference Book Collection	12	13%
Newspaper collection	16	17%
Journal / Magazine Collection	22	23%
All the above	11	11%

Note; Respondents could choose more than One

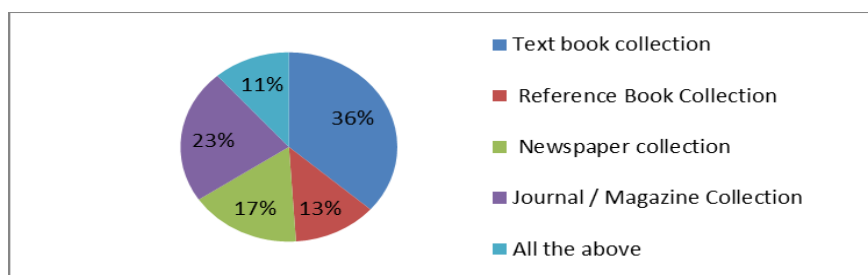


Fig. 3: satisfaction with adequacy of collection

It is clear from the above table and chart that maximum 36% respondents are satisfied with Text book collection. 23% Respondents are satisfied with Journal / Magazine Collection and 17% respondents are satisfied with Newspaper collection followed by 13% Reference book collection.

5. Findings

1. It is found that most of the 76% respondent studied was male and 24% only were females.
2. Maximum responses (44%) were received from Associate Professors followed by lecturer and Assistant Professors.
3. Majority 42% users visit library 2-3 times in a week followed by 28% in a week.
4. It is found that Majority 47% users visit the library for books, Journals & magazines followed by 28% E-Journals.
5. Maximum 94% Respondent are satisfied with library automation.
6. It is observed that majority 46% respondents are satisfied with e-Journals provided by MMEC Library
7. maximum 72% Respondents are satisfied with reprographic service Journals provided by Library
8. It is found that majority 36% respondents are satisfied with Text book collection followed by 23% Respondents are satisfied with Journal / Magazine Collection

6. Conclusion

The main role of any library is to provide relevant and up to date materials with a view to satisfy the Information needs of the faculty and students. After the based on the findings of this paper it is clear that Library faculty is satisfied with the adequacy of Library Collection in MM Engineering College Library.

References

- [1] Abbas khan (A.A.). Collection development in engineering College Library: A case study. Indian Journal of Information, Library and society.
- [2] Basakaran , C. User perception of library services in academic Institutions in the southern districts of Tamil Nadu: A case study. Lib. Phil. Prac.2011. <http://unllib.unl.edu/lpp> (accessed on 30 August 2013).
- [3] Siddiqui, (A F). Use of Library collection in the Jawaharlal Nehru University Library. IASLIC Bulletin. 47; 2002; 149-161.
- [4] Verma N, Tamarkar (R). Use of collection and services of TIRC of DRDE Gwalior: A case study. Library Herald 45, 3; 2007; 265-282.
- [5] Kothapati, Kumara & Reddy, Swamy. User satisfaction with adequacy of library collection in sree vidyaniketahan Engineering College Library: A study. 59th ILA International Conference on Managing Libraries in the changing Information World: From Surviving to Thriving. 2014; pp.908-913.